


MU SERIES

UPGRADE

Standard

- Surface-mounted device.
- Non-polar capacitor.
- Lead free reflow soldering is available.
- Flow soldering is available.



◆ SPECIFICATIONS

Items	Characteristics		
Category Temperature Range	-55~+125°C		
Rated Voltage Range	16~63Vdc	100Vdc	200Vdc
Capacitance Range	0.0001~22μF (101~226)	0.001~0.1μF (102~104)	0.0001~0.1μF (101~104)
Capacitance Tolerance	±10%(K), ±20%(M)		±20%(M)
Dissipation Factor	1.5% or less(1kHz±20%, 5Vrms or less)		
Voltage Proof	Nothing abnormal shall be found, when applying 150% of the rated voltage for 1 minute or 175% of the rated voltage for 1 second to 5 seconds.		
Insulation Resistance	C≤0.1 μF : 3000MΩ or more (After 1 minute application of rated voltage) C>0.1 μF : 300MΩ · μF or more (After 1 minute application of rated voltage)	1000MΩ or more (After 1 minute application of rated voltage)	

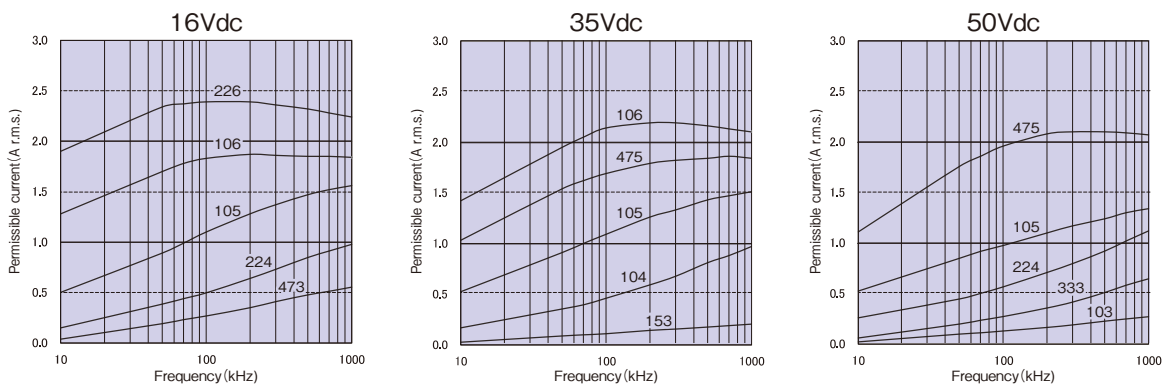
◆ PART NUMBER

□□□	MU	□□□	□	□□□	□□	□□□□
Rated Voltage	Series	Capacitance	Capacitance Tolerance	Option	TP code	Chip Size

Code	Rated Voltage	Code	Capacitance	Code	Tolerance	Code	Chip Size
16	16Vdc	101	0.0001μF	K	±10%	1608	1.6×0.8mm
25	25Vdc	682	0.0068μF	M	±20%	2012	2.0×1.25mm
35	35Vdc	153	0.015μF			3216	3.2×1.6mm
50	50Vdc	224	0.22μF			3225	3.2×2.5mm
63	63Vdc	335	3.3μF			4532	4.5×3.2mm
100	100Vdc	226	22μF			5750	5.7×5.0mm
200	200Vdc					3245	3.2×4.5mm

◆ PERMISSIBLE CURRENT FOR FREQUENCY



◆ STANDARD SIZE

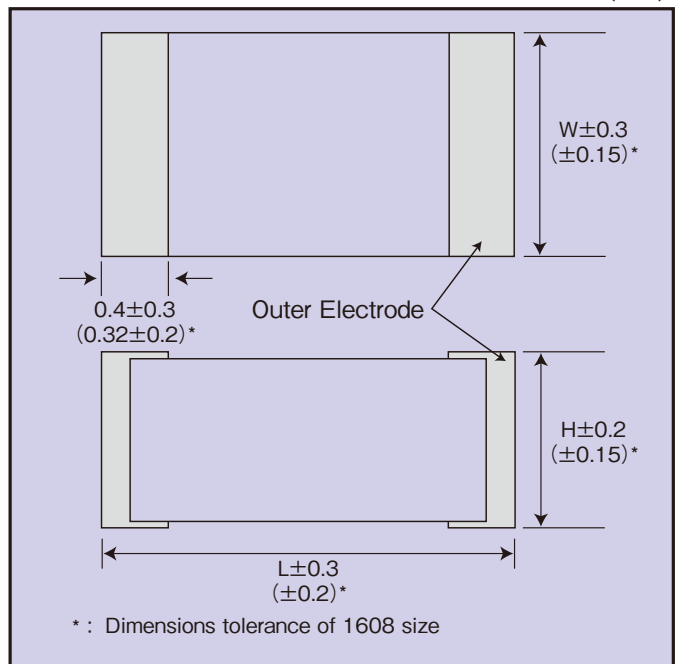
□ : Tolerance

Rated Voltage (Vdc)	Capacitance (μF)	Size			Part No.
		L (mm)	W (mm)	H (mm)	
16	0.047	1.6	0.8	0.65	16MU473□Y11608
	0.15	2.0	1.25	1.0	16MU154□Z22012
	0.22	2.0	1.25	1.0	16MU224□Z22012
	1.0	3.2	1.6	1.4	16MU105□A23216
	1.5	3.2	1.6	1.4	16MU155□A23216
	2.2	3.2	2.5	1.8	16MU225□B23225
	3.3	3.2	2.5	2.0	16MU335□B33225
	4.7	4.5	3.2	1.4	16MU475□C14532
	6.8	4.5	3.2	1.8	16MU685□C24532
	10	4.5	3.2	2.6	16MU106□C44532
	15	5.7	5.0	1.8	16MU156□D15750
	22	5.7	5.0	2.6	16MU226□D35750
25	0.033	1.6	0.8	0.65	25MU333□Y11608
	0.10	2.0	1.25	1.0	25MU104□Z22012
	0.15	2.0	1.25	1.0	25MU154□Z22012
	0.68	3.2	1.6	1.4	25MU684□A23216
	1.0	3.2	1.6	1.4	25MU105□A23216
	1.5	3.2	2.5	2.0	25MU155□B33225
	2.2	3.2	2.5	1.8	25MU225□B23225
	3.3	4.5	3.2	1.4	25MU335□C14532
	4.7	4.5	3.2	1.8	25MU475□C24532
	6.8	4.5	3.2	2.6	25MU685□C44532
	10	5.7	5.0	1.8	25MU106□D15750
	15	5.7	5.0	2.6	25MU156□D35750
35	0.015	1.6	0.8	0.65	35MU153□Y11608
	0.022	1.6	0.8	0.65	35MU223□Y11608
	0.047	2.0	1.25	1.0	35MU473□Z22012
	0.068	2.0	1.25	0.8	35MU683□Z12012
	0.10	2.0	1.25	1.0	35MU104□Z22012
	0.47	3.2	1.6	1.0	35MU474□A13216
	0.68	3.2	1.6	1.4	35MU684□A23216
	1.0	3.2	2.5	1.4	35MU105□B13225
	1.5	3.2	2.5	2.0	35MU155□B33225
	2.2	4.5	3.2	1.4	35MU225□C14532
	3.3	4.5	3.2	1.8	35MU335□C24532
	4.7	4.5	3.2	2.6	35MU475□C44532
6.8	5.7	5.0	1.8	35MU685□D15750	
10	5.7	5.0	2.6	35MU106□D35750	
50	0.00010	1.6	0.8	0.65	50MU101□Y11608
	0.00015	1.6	0.8	0.65	50MU151□Y11608
	0.00022	1.6	0.8	0.65	50MU221□Y11608
	0.00033	1.6	0.8	0.65	50MU331□Y11608
	0.00047	1.6	0.8	0.65	50MU471□Y11608
	0.00068	1.6	0.8	0.65	50MU681□Y11608
	0.0010	1.6	0.8	0.65	50MU102□Y11608
	0.0015	1.6	0.8	0.65	50MU152□Y11608
	0.0022	1.6	0.8	0.65	50MU222□Y11608
	0.0033	1.6	0.8	0.65	50MU332□Y11608
	0.0047	1.6	0.8	0.65	50MU472□Y11608
	0.0068	1.6	0.8	0.65	50MU682□Y11608
	0.010	1.6	0.8	0.65	50MU103□Y11608
	0.033	2.0	1.25	1.0	50MU333□Z22012
	0.047	2.0	1.25	1.0	50MU473□Z22012
	0.10	3.2	1.6	1.0	50MU104□A13216
	0.15	3.2	1.6	1.0	50MU154□A13216
	0.22	3.2	1.6	1.0	50MU224□A13216
0.33	3.2	1.6	1.4	50MU334□A23216	
0.47	3.2	2.5	1.4	50MU474□B13225	
0.68	3.2	2.5	1.8	50MU684□B23225	
1.0	4.5	3.2	1.4	50MU105□C14532	
1.5	4.5	3.2	1.8	50MU155□C24532	
2.2	4.5	3.2	2.6	50MU225□C44532	
3.3	5.7	5.0	1.8	50MU335□D15750	
4.7	5.7	5.0	2.6	50MU475□D35750	

Rated Voltage (Vdc)	Capacitance (μF)	Size			Part No.
		L (mm)	W (mm)	H (mm)	
63	0.00010	2.0	1.25	0.8	63MU101□Z12012
	0.00015	2.0	1.25	0.8	63MU151□Z12012
	0.00022	2.0	1.25	0.8	63MU221□Z12012
	0.00033	2.0	1.25	0.8	63MU331□Z12012
	0.00047	2.0	1.25	0.8	63MU471□Z12012
	0.00068	2.0	1.25	0.8	63MU681□Z12012
	0.0010	2.0	1.25	0.8	63MU102□Z12012
	0.0015	2.0	1.25	0.8	63MU152□Z12012
	0.0022	2.0	1.25	0.8	63MU222□Z12012
	0.0033	2.0	1.25	0.8	63MU332□Z12012
	0.0047	2.0	1.25	0.8	63MU472□Z12012
	0.0068	2.0	1.25	0.8	63MU682□Z12012
	0.010	2.0	1.25	0.8	63MU103□Z12012
	0.015	2.0	1.25	0.8	63MU153□Z12012
	0.022	2.0	1.25	0.8	63MU223□Z12012
	0.033	2.0	1.25	1.0	63MU333□Z22012
	0.047	3.2	1.6	1.0	63MU473□A13216
	0.068	3.2	1.6	1.0	63MU683□A13216
	0.10	3.2	1.6	1.0	63MU104□A13216
	0.15	3.2	1.6	1.0	63MU154□A13216
	0.22	3.2	1.6	1.4	63MU224□A23216
	0.33	3.2	2.5	1.4	63MU334□B13225
	0.47	3.2	2.5	1.8	63MU474□B23225
	0.68	4.5	3.2	1.4	63MU684□C14532
1.0	4.5	3.2	1.8	63MU105□C24532	
1.5	4.5	3.2	2.6	63MU155□C44532	
2.2	5.7	5.0	1.8	63MU225□D15750	
3.3	5.7	5.0	2.6	63MU335□D35750	
100	0.0010	3.2	1.6	1.0	100MU102□A13216
	0.0015	3.2	1.6	1.0	100MU152□A13216
	0.0022	3.2	1.6	1.0	100MU222□A13216
	0.0033	3.2	1.6	1.0	100MU332□A13216
	0.0047	3.2	1.6	1.0	100MU472□A13216
	0.0068	3.2	1.6	1.0	100MU682□A13216
	0.010	3.2	1.6	1.0	100MU103□A13216
	0.015	3.2	1.6	1.0	100MU153□A13216
	0.022	3.2	1.6	1.0	100MU223□A13216
	0.033	3.2	1.6	1.0	100MU333□A13216
	0.047	3.2	1.6	1.4	100MU473□A23216
	0.068	3.2	2.5	1.4	100MU683□B13225
0.10	3.2	2.5	1.8	100MU104□B23225	
200	0.00010	3.2	1.6	1.0	200MU101MA13216
	0.0010	3.2	1.6	1.0	200MU102MA13216
	0.010	3.2	1.6	1.4	200MU103MA23216
	0.10	3.2	4.5	2.6	200MU104MC43245

◆ DIMENSIONS

(mm)



Size Code Conversion

mm	inch
1608	0603
2012	0805
3216	1206
3225	1210
4532	1812
5750	2220
3245	1218